

ALPEX SOLAR LTD.
(Formerly known as Alpex Solar Pvt. Ltd.)
I 25-26, Site-V, Surajpur Ind. Area,
Kasna, Greater Noida,
(U P) - 201306 (India)
Tel. No.: +91 120 2341146
E-mail : info@alpex.in

Date: November 03rd, 2025

To
**The Manager- Listing
The Listing Department,
National Stock Exchange of India Limited
Exchange Plaza, Plot No. C-1, G- Block
Bandra Kurla Complex, Bandra (East), Mumbai – 400051.**

Ref.: Alpex Solar Limited, Symbol: ALPEXSOLAR, ISIN: INE0R4701017

Sub: Integrated Filing (Financial) for the Quarter ended September 30, 2025

Dear Sir/Madam,

Pursuant to SEBI Circular No. SEBI/HO/CFD/CFD-PoD-2/CIR/P/2024/185 dated December 31, 2024, read with BSE Circular No. 20250102-4, NSE Circular No. NSE/CML/2025/02 dated January 02, 2025 and NSE Circular No. NSE/CML/2025/20 dated April 02, 2025, the Integrated Filing (Financials) for the Quarter ended September 30, 2025, is enclosed herewith as an Annexure.

Details as per SEBI Circular SEBI/HO/CFD/CFD-PoD-2/CIR/P/2024/185 dated December 31, 2024, as given below:

Sr. No.	Particulars	Details
1.	Financials	As per annexure attached herewith
2.	Statement on Deviation or Variation for Proceeds of Public Issue, Rights Issue, Preferential Issue, Qualified Institutions Placement etc.	As per annexure attached herewith
3.	Format for Disclosing Outstanding Default on Loans and Debt Securities	Not Applicable as there is no default on outstanding loans as on September 30, 2025, and the Company has not issued any debt securities.
4.	Format for Disclosure of Related Party Transactions (applicable only for half-yearly filings i.e., 2nd and 4th quarter)	As per annexure attached herewith
5.	Statement on Impact of Audit Qualifications (For Audit Report with Modified Opinion) Submitted along with Annual Audited Financial Results (Standalone and Consolidated separately) (applicable only for Annual Filing i.e., 4th quarter)	Not Applicable for 2 nd Quarter.

Thanking you,

Yours faithfully,

For Alpex Solar Limited

CS Sakshi Tomar
Company Secretary & Compliance Officer
Membership No.: A48936

Solar PV Module Manufacturers	Solar Electricity (RESCO)	Solar EPC	Solar Pumps	International Trading
-------------------------------	---------------------------	-----------	-------------	-----------------------

Regd. Office : B-79, Shivalik Enclave, Near Malviya Nagar, New Delhi - 110017, CIN L51909 DL 1993 PLC 171352
New Delhi | Jaipur | Ludiana | Mumbai | Tirupur
www.alpexonline.com | www.alpexsolar.com

Independent Auditor's Limited Review Report on the Unaudited Standalone Financial Results for the Quarter and Half Year ended September 30, 2025 of Alpex Solar Limited

To
The Board of Directors of
Alpex Solar Limited.

1. We have reviewed the accompanying special purpose interim Statement of Unaudited Standalone Financial Results of Alpex Solar Limited (hereinafter referred to as "the Company") for the quarter and half year ended September 30, 2025 (the "Statement") attached herewith, being submitted by the company pursuant to Regulation 33 of the Securities and Exchange Board of India (Listing Obligations and Disclosure Requirements) Regulations, 2015, as amended.
2. This statement, which is the responsibility of the Company's Management and approved by the Board of Directors of the Company, has been prepared in accordance with the recognition and measurement principles laid down in Indian Accounting Standard 34 "Interim Financial Reporting" prescribed under section 133 of the Companies Act 2013 as amended, read with relevant rules issued thereunder and other accounting principles generally accepted in India. Our responsibility is to express a conclusion on the Statements based on our review.
3. We conducted our review of the Statement in accordance with the Standard on Review Engagements (SRE) 2410 "Review of Interim Financial Information Performed by the Independent Auditor of the Entity", issued by the Institute of Chartered Accountants of India. This standard requires that we plan and perform the review to obtain moderate assurance as to whether the Financial Statements are free of material misstatement. A review is limited to making inquiries, primarily of the Company's personnel responsible for financial and accounting matters and applying analytical and other review procedures to financial data and thus provides less assurance than an audit. A review is substantially less in scope than an audit conducted in accordance with the Standards on Auditing and consequently does not enable us to obtain assurance that we would be aware of all significant matters that might be identified in an audit. Accordingly, we do not express an audit opinion.
4. Based on our review conducted as above, nothing has come to our attention that causes us to believe that the accompanying Statement of unaudited financial results, prepared in accordance with applicable Indian Accounting Standards ("IndAS") and other recognized accounting practices and policies, has not disclosed the information required to be disclosed in terms of Regulation 33 of the SEBI (Listing Obligations and Disclosure Requirements) Regulations, 2015, as amended including the manner in which it is to be disclosed, or that it contains any material misstatement.
5. We draw attention to note no. 9 of explanatory notes to statement of un-audited standalone and consolidated financial results for the quarter and half year ended September 30, 2025 which is reproduced as follows:



W.e.f. quarter ended Dec 31, 2024, the management of the company has decided to publish quarterly results instead of its obligation of publishing half yearly results. Pursuant to this, the figures for comparative quarter ended September 30, 2024 have been arrived after deducting the unaudited figures for the quarter ended June 24 from the unaudited figures for half year ended September 30 2024. These unaudited figures for the quarter ended June 24 have been extracted from unaudited published financial statements for the quarter ended June 25 and unaudited figures for the half year ended September 24 have been extracted from audited published financial statements for the year ended 31 March 2025.

Further the financial statements for the year ended March 31, 2025 were the first annual financial statements prepared in accordance with IndAS. For periods up to and including the year ended March 31, 2024, the Company has prepared its financial statements in accordance with Accounting Standards notified under section 133 of the Companies Act 2013 and other relevant provisions of the Act ('previous GAAP'). Accordingly, the comparative results for the half-year ended September 30, 2024, being the balancing figure between audited figures in respect of the full financial year and the half-yearly figures for the half-year ended on March 31, 2025.

For Seth & Seth
Chartered Accountants
FRN: 014842N

Sumit Seth
(Partner)

Membership No: 093161

UDIN: 25093161BMLDYW4131



Place: New Delhi
Date: 03.11.2025

ALPEX SOLAR LIMITED
(formerly known as Alpex Solar Private Limited)
CIN:-L51909DL1993PLC171352

Unaudited Standalone Statement of Assets & Liabilities as at September 30, 2025

(All values are in ₹ lacs, unless stated otherwise)

Particulars	As at Sep 30, 2025 Unaudited	As at March 31, 2025 Audited
Assets		
Non-current Assets		
Property, plant and equipment	4,602.99	4,641.34
Right-of-use assets	4,081.21	2,193.55
Capital work in progress	6,709.80	1,083.01
Investment Properties	381.00	381.00
Financial assets		
i) Investments	275.27	275.27
ii) Other financial assets	1,161.20	968.17
Deferred tax assets (net)	315.55	322.65
Other non-current assets	286.14	24.95
Total Non-current Assets	17,813.15	9,889.95
Current Assets		
Inventories	18,847.77	10,170.39
Financial assets		
i) Investments	-	-
ii) Trade receivables	23,432.31	12,451.43
iii) Cash and cash equivalents	11,526.91	2,773.42
iv) Bank balances other than(iii) above	2,213.21	1,667.81
v) Trade Advances	15,279.21	7,759.40
vi) Other financial assets	810.76	367.35
Other current assets	1,907.78	553.10
Total Current Assets	74,017.95	35,742.91
Total Assets	91,831.10	45,632.85
Equity and Liabilities		
Equity		
Equity share capital	2,554.30	2,447.34
Other equity	44,772.50	19,167.81
Total Equity	47,326.80	21,615.15
Liabilities		
Non-current Liabilities		
Financial liabilities		
i) Borrowings	4,468.99	1,447.23
ii) Lease liabilities	2,009.66	411.30
iii) Other financial liabilities	133.67	-
Provisions	110.14	108.84
Deferred tax liabilities (Net)	-	-
Total Non-current Liabilities	6,722.46	1,967.37
Current Liabilities		
Financial liabilities		
i) Borrowings	10,546.59	5,755.68
ii) Lease liabilities	215.17	93.58
iii) Trade payables		
(a) Total outstanding dues of micro and small enterprises	2,733.20	1,099.16
(b) Total outstanding dues of creditors other than micro and small enterprise	8,439.58	8,463.25
iv) Other financial liabilities	9,760.50	3,624.63
Other current liabilities	1,310.39	320.07
Provisions	1,023.31	810.56
Current Tax Liabilities (Net)	3,753.07	1,883.38
Total Current Liabilities	37,781.81	22,050.32
Total Liabilities	44,504.27	24,017.70
Total Equity and Liabilities	91,831.10	45,632.85

The accompanying notes are an integral part of the standalone financial statements.

ALPEX SOLAR LIMITED
(formerly known as AlpeX Solar Private Limited)
CIN:-L51909DL1993PLC171352

Unaudited Standalone Statement of Financial Results for the Quarter /Half Year ended on September 30, 2025

(All values are in ₹ lacs, unless stated otherwise)

Particulars	Quarter Ended			Half Year Ended		Year Ended
	Sep 30, 2025	June 30, 2025	Sep 30, 2024	Sep 30, 2025	Sep 30, 2024	March 31, 2025
	Unaudited	Unaudited	Unaudited	Unaudited	Unaudited	Audited
Income						
Revenue from operations	52,241.50	38,033.32	18,839.97	90,274.83	26,512.75	77,922.67
Other income	135.79	228.08	108.12	363.87	144.09	289.37
Total Income (I)	52,377.29	38,261.40	18,948.09	90,638.69	26,656.84	78,212.04
Expenses						
Cost of material consumed	46,940.52	34,729.02	14,192.12	81,669.55	21,825.19	60,473.34
Change in inventory of finished goods, work-in-process and stock-in-trade	(4,848.92)	(5,038.90)	323.85	(9,887.82)	(783.95)	(201.91)
Employee benefits expense	697.84	567.13	434.62	1,264.97	784.82	1,702.30
Finance costs	337.25	332.47	143.00	669.72	297.45	731.58
Depreciation and amortisation expense	405.45	413.25	127.49	818.70	255.50	850.33
Other expenses	1,671.68	1,495.01	826.04	3,166.69	1,227.83	3,512.89
Total Expenses (II)	45,203.82	32,497.98	16,047.12	77,701.80	23,606.84	67,068.54
Profit before exceptional items and tax (III= I-II)	7,173.47	5,763.43	2,900.97	12,936.89	3,050.00	11,143.50
Exceptional items [Loss / (Gain)] (IV)					16.17	-
Profit before tax (V= III+IV)	7,173.47	5,763.43	2,900.97	12,936.89	3,066.17	11,143.50
Tax expense						
Current tax	2,027.01	1,441.22	659.99	3,468.23	698.42	2,879.60
Deferred Tax Expense / (Income)	(62.19)	69.30	(82.49)	7.11	(77.91)	(22.35)
Total tax expense (VI)	1,964.82	1,510.51	577.50	3,475.34	620.51	2,857.26
Profit for the year (VII= V-VI)	5,208.64	4,252.91	2,323.47	9,461.56	2,445.66	8,286.25
Other comprehensive income/(loss):						
Items that will not be reclassified to statement of profit or loss in subsequent periods						
- Remeasurement of the net defined liability / asset	(2.59)	1.36	-0.00	(1.23)	-	(12.89)
- Income tax effect on above	0.65	(0.34)	-0.00	0.31	-	3.24
Total other comprehensive (loss)/income for the year (VIII)	(1.94)	1.02	-0.00	(0.92)	-	(9.64)
Total comprehensive Profit for the year (IX=VII+VIII)	5,206.70	4,253.93	2,323.47	9,460.63	2,445.66	8,276.60
Profit per equity share (Face value Rs.10 each)						
Basic (Rs.)	21.21	17.38	9.5	38.60	10.0	33.86
Diluted (Rs.)	21.21	17.38	9.5	38.60	10.0	33.86

ALPEX SOLAR LIMITED
(formerly known as Alpex Solar Private Limited)
CIN:- L51909DL1993PLC171352

Unaudited Standalone Statement of Cash Flows
for the Half year ended September 30, 2025

(All values are in ₹ lacs, unless stated otherwise)

	PARTICULARS	For the Half year ended 30 Sep, 2025		For the Half year ended 30 Sep, 2024	
A	Cash Flow from Operating Activities:				
	Net Profit before Tax		12,936.89		3,066.17
	Adjustment for:				
	- Depreciation and amortisation	818.70		255.50	
	- Interest on Lease Liabilities	65.80		28.42	
	- Interest on unwinding of discount on security deposits paid	(3.45)		(0.30)	
	- Loss / (Profit) on Sale / Disposal of Fixed Asset (Net)	(3.01)		-	
	- Government grant accrued (net)	(0.79)		-	
	- Allowance for bad & doubtful debts	83.06		43.80	
	- Allowance for bad & doubtful loans & advances	-		-	
	- Donations and Contributions	-		-	
	- Finance Cost	508.14		241.11	
	- Interest income from Fixed Deposits with Banks	(66.58)	1,401.87	(50.37)	518.16
	Operating Profit before Changes in Working Capitals		14,338.76		3,584.32
	Adjustment for changes in Working Capitals:				
B	- Inventories	(8,677.38)		(1,587.51)	
	- Trade Receivables	(11,063.93)		(264.01)	
	- Other Financial Assets	(1,323.75)		(366.74)	
	- Other Non-Current Assets	(261.18)		7.91	
	- Other Current Assets	(1,354.68)		133.00	
	- Trade Advances	(5,228.58)		(1,985.81)	
	- Trade Payables	1,610.36		1,517.75	
	- Other financial liabilities	6,126.34		1,632.82	
	- Other Current Liabilities	990.32		54.71	
	- Provisions	214.05	(18,968.43)	234.28	(623.60)
	Cash from Operating activities after changes in working capital		(4,629.67)		2,960.73
	Less: (Tax paid) / Refund Received		(1,869.69)		(278.00)
	Net cash flow/(used) in operating activities		(6,499.37)	-	2,682.73
	Cash Flow from Investing Activities:				
C	Addition in Property, Plant & Equipment [Net]	(5,495.88)		(1,659.98)	
	Proceeds from sale of Property, Plant & Equipment	11.80		-	
	Proceeds from / (Investment in) FDR	(469.51)		902.50	
	Proceeds from Sale of Investment/ (Investments made)	-		(2.00)	
	Proceeds from Govt Grants	143.99		-	
	Advance for purchase of capital assets	(2,291.22)		-	
	Interest income from Fixed Deposits with Banks	66.58	(8,034.24)	50.37	(709.11)
	Net Cash Flow From Investing Activities		(8,034.24)		(709.11)
	Cash Flow from Financing Activities:				
	Long Term Borrowing (Net)	3,021.76		(133.92)	
	Short Term Borrowings (Net)	4,790.90		(138.56)	
	Proceeds from issuance of shares through Private placement (net of issue related expenses)	12,952.83		-	
	Proceeds from issuance of share Warrants (net of issue related expenses)	3,263.31		-	
	Payment of Lease Liabilities	(233.51)		(603.04)	
	Finance Cost	(508.14)	23,287.14	(241.11)	(1,116.63)
	Net Cash Flow From Financing Activities		23,287.14		(1,116.63)
	Net (Increase) / Decrease in the Cash & Cash Equivalents		8,753.54		856.98
	Opening Balance of Cash & Cash Equivalents		2,773.43		2,597.91
	Closing Balance of Cash & Cash Equivalents		11,526.91		3,454.89

Independent Auditor's Limited Review Report on the Unaudited Consolidated Financial Results for the Quarter and Half Year ended September 30, 2025 of Alpex Solar Limited

To
The Board of Directors
Alpex Solar Limited.

1. We have reviewed the accompanying Statement of Unaudited Consolidated Financial Results of Alpex Solar Limited (hereinafter also referred to as "the Holding Company") and its subsidiaries (the Holding Company and its subsidiaries together referred to as "the Group"), its associates and joint venture for the quarter and half year ended September 30, 2025 (the "Statement"), attached herewith, being submitted by the Holding Company pursuant to requirements under Regulation 33 of the Securities and Exchange Board of India (Listing Obligations and Disclosure Requirements) Regulations, 2015, as amended.

The statement includes the results of the following entities:

Subsidiaries

Alpex GH2 Private Limited
Alpex Green Energies Private Limited

Step Down Subsidiary

Chandra Energy Private Limited

Associates

CER Rooftop Private Limited
Zyconic Private Limited (formerly known as Krishma Machine Tools Private Limited)

Joint Venture

Alpex NVNR Consortium

2. This statement, which is the responsibility of the Holding Company's Management and approved by the Board of Directors of the Holding Company, has been prepared in accordance with the recognition and measurement principles laid down in Indian Accounting standard 34, ("Interim Financial Reporting") prescribed under section 133 of the Companies Act 2013 as amended, read with relevant rules issued thereunder and other accounting principles generally accepted in India. Our responsibility is to express a conclusion on the Statements based on our review.
3. We conducted our review of the Statement in accordance with the Standard on Review Engagements (SRE) 2410 "Review of Interim Financial Information Performed by the Independent Auditor of the Entity", issued by the Institute of Chartered Accountants of India. This standard requires that we plan and perform the review to obtain moderate assurance as to whether the Financial Statements are free of material misstatement. A review is limited to making inquiries, primarily of the Holding Company's personnel responsible for financial and accounting matters and applying analytical and other review procedures to financial data and thus provides less assurance than an audit. A review is substantially less in scope than an audit conducted in accordance with the Standards on Auditing and consequently does not enable us to obtain assurance that we would be aware of all significant matters that might be identified in an audit. Accordingly, we do not express an audit opinion.

We also performed procedures in accordance with the circular issued by the SEBI under Regulation 33(8) of the SEBI (Listing Obligations and Disclosure Requirements) Regulations, 2015, as amended, to the extent applicable.

4. Based on our review conducted and procedure performed as stated in paragraph 3 above, nothing has come to our attention that causes us to believe that the accompanying Statement of unaudited consolidated financial

results, prepared in accordance with applicable Indian Accounting Standards ("IndAs") other recognized accounting practices and policies, has not disclosed the information required to be disclosed in terms of Regulation 33 of the SEBI (Listing Obligations and Disclosure Requirements) Regulations, 2015, as amended including the manner in which it is to be disclosed, or that it contains any material misstatement.

5. The statement includes the interim financial results of 2 subsidiaries and 1 step down subsidiary which have been reviewed by us, whose financial results reflects total assets (before consolidation adjustments) of Rs 3577.03 lakhs as at 30 September 2025 and total revenues (before consolidation adjustments) of Rs 66.37 lakhs and Rs. 68.66 lakhs, total net profit [including comprehensive loss] (before consolidation adjustments) of Rs 9.12 lakhs and net loss of Rs. 13.85 lakhs, for the quarter ended 30 September 2025 and for the period from 01 April 2025 to 30 September 2025 respectively, and cash outflow (net) (before consolidation adjustments) of Rs. 206.54 Lakhs for the period from 1 April 2025 to 30 September 2025 as considered in the statement.
6. The Consolidated Unaudited Financial Results also include the Group's share of total net loss after tax of Rs.48.58 Lakhs for the half year ended September 30,2025, as considered in the Statement, in respect of 2 associates and 1 joint venture, whose Interim Financial Information have not been reviewed by us. According to the information and explanations given to us by the management, these financial results are not material to the Group.
7. We draw attention to note no. 9 of explanatory notes to statement of un-audited standalone and consolidated financial results for the quarter and half year ended September 30, 2025 which is reproduced as follows:

W.e.f. quarter ended Dec 31, 2024, the management of the company has decided to publish quarterly results instead of its obligation of publishing half yearly results. Pursuant to this, the figures for comparative quarter ended September 30, 2024 have been arrived after deducting the unaudited figures for the quarter ended June 24 from the unaudited figures for half year ended September 30 2024. These unaudited figures for the quarter ended June 24 have been extracted from unaudited published financial statements for the quarter ended June 25 and unaudited figures for the half year ended September 24 have been extracted from audited published financial statements for the year ended 31 March 2025.

Further the financial statements for the year ended March 31, 2025 were the first annual financial statements prepared in accordance with IndAS. For periods up to and including the year ended March 31, 2024, the Company has prepared its financial statements in accordance with Accounting Standards notified under section 133 of the Companies Act 2013 and other relevant provisions of the Act ('previous GAAP'). Accordingly, the comparative results for the half-year ended September 30, 2024, being the balancing figure between audited figures in respect of the full financial year and the half-yearly figures for the half-year ended on March 31, 2025.

For Seth & Seth
Chartered Accountants
FRN: 014842N

Sumit Seth
(Partner)
Membership No: 093161
UDIN: 25093161BMLDYX5491



Place: New Delhi
Date: 03.11.2025

ALPEX SOLAR LIMITED
(formerly known as Alpex Solar Private Limited)
CIN:-L51909DL1993PLC171352

Unaudited Consolidated Statement of Assets & Liabilities as at September 30, 2025

(All values are in ₹ lacs, unless stated otherwise)

Particulars	As at Sep 30, 2025	As at Mar 31, 2025
	Unaudited	Audited
Assets		
Non-current Assets		
Property, plant and equipment	4603.24	4,641.33
Right-of-use assets	4245.72	2,360.96
Capital work in progress	8147.02	2,299.05
Goodwill on Consolidation	9.02	9.02
Other Intangible Assets	380.00	380.00
Investment Properties	381.00	381.00
Financial assets		
i) Investments	186.70	235.28
ii) Other financial assets	1161.20	968.17
Deferred tax assets (net)	315.55	322.65
Other non-current assets	286.14	24.95
Total Non-current Assets	19,715.58	11,622.42
Current Assets		
Inventories	18916.87	10,239.49
Financial assets		
i) Investments	-	-
ii) Trade receivables	23567.43	12,374.94
iii) Cash and cash equivalents	11592.44	3,415.67
iv) Bank balances other than(iii) above	2213.21	1,170.13
v) Trade Advances	15171.24	7,759.40
vi) Other financial assets	191.04	68.04
Other current assets	2187.70	711.04
Assets Held for Sale		-
Total Current Assets	73,839.94	35,738.71
Total Assets	93,555.52	47,361.13
Equity and Liabilities		
Equity		
Equity share capital	2554.30	2,447.34
Other equity	44736.47	19,193.42
Non-Controlling Interest	26.22	0.00
Total Equity	47,316.99	21,640.76
Liabilities		
Non-current Liabilities		
Financial liabilities		
i) Borrowings	3848.36	1,447.23
ii) Lease liabilities	2180.62	581.03
Provisions	111.02	109.68
Deferred tax liabilities (Net)	-	-
Total Non-current Liabilities	6,273.67	2,137.94
Current Liabilities		
Financial liabilities		
i) Borrowings	11182.221	5,760.68
ii) Lease liabilities	215.170	93.58
iii) Trade payables	0.000	
(a) Total outstanding dues of micro and small enterprises	2733.203	1,099.97
(b) Total outstanding dues of creditors other than micro and small enterprises	9643.570	9,892.74
iv) Other financial liabilities	9761.600	3,625.08
Other current liabilities	1626.541	390.30
Provisions	1023.307	836.70
Current Tax Liabilities (Net)	3779.246	1,883.38
Total Current Liabilities	39,964.86	23,582.43
Total Liabilities	46,238.53	25,720.37
Total Equity and Liabilities	93,555.52	47,361.13

The accompanying notes are an integral part of the consolidated financial statements.

Statement of Consolidated Financial Results for the Quarter /Half Year ended on September 30, 2025

Particulars	Quarter Ended			(All amounts are in ₹ lacs, unless stated otherwise)	
	Sep 30, 2025	June 30, 2025	Sep 30, 2024	Half-year Ended	Year Ended
	Unaudited	Unaudited	Unaudited	Sep 30, 2025	March 31, 2025
				Sep 30, 2024	Audited
Income					
Revenue from operations	52,291.83	38,032.19	18,839.97	90,324.02	78,015.12
Other income	134.77	225.44	108.12	360.21	285.91
Total Income (I)	52,426.60	38,257.63	18,948.09	90,684.23	78,301.03
Expenses					
Cost of material consumed	46,967.02	34,727.77	14,192.12	81,694.78	60,522.59
Change in inventory of finished goods, work-in-process and stock-in-trade	(4,847.01)	(5,036.75)	323.85	(9,883.76)	(271.01)
Employee benefits expense	698.01	567.19	434.62	1,265.20	1,702.30
Finance costs	337.25	332.47	143.00	669.72	731.58
Depreciation and amortisation expense	405.49	413.27	127.49	818.75	850.33
Other expenses	1,683.27	1,514.56	826.69	3,197.83	3,532.01
Total Expenses (II)	45,244.02	32,518.50	16,047.77	77,762.52	67,067.80
Profit before exceptional items and tax (III= I-II)	7,182.58	5,739.13	2,900.32	12,921.71	11,233.23
Exceptional Items (IV)	-	-	16.17	-	-
Profit before share of profit / (loss) of Associates & Tax (V= III+IV)	7,182.58	5,739.13	2,916.49	12,921.71	11,233.23
Share of (Profit) / Loss of Associates and Joint Venture [Net] (VI)	(49.28)	(0.70)	(5.64)	(48.58)	2.04
Profit before tax (VII= V-VI)	7,231.86	5,739.83	2,922.13	12,970.29	11,231.19
Tax expense					
Current tax	2,027.01	1,441.22	633.85	3,468.23	2,905.75
Deferred Tax Expense / (Income)	(62.19)	69.30	(82.65)	7.11	(22.35)
Total tax expense (VIII)	1,964.82	1,510.51	551.20	3,475.34	2,883.40
Profit for the year (IX= VII-VIII)	5,267.04	4,229.32	2,370.93	9,494.95	8,347.79
Other comprehensive income/(loss):					
Items that will not be reclassified to statement of profit or loss in subsequent periods					
- Remeasurement of the net defined liability / asset	(2.59)	1.36	-	(1.23)	(12.89)
- Income tax effect on above	0.65	(0.34)	-	0.31	3.24
Total other comprehensive (loss)/income for the year (VIII)	(1.94)	1.02	-	(0.92)	(9.64)
Total comprehensive Profit for the year (IX=VII+VIII)	5,265.10	4,230.33	2,370.93	9,494.03	8,338.15
Net Profit Attributable to:					
Owners of the Company	5,266.25	4,229.32	2,370.93	9,494.16	8,347.79
Non-Controlling Interest	(0.79)	0.00	-	(0.79)	0.00
Other Comprehensive Income/(loss) attributable to:					
Owners of the Company	(1.94)	1.02	-	(0.92)	-
Non-Controlling Interest	-	-	-	-	-
Total Comprehensive Income attributable to:					
Owners of the Company	5,264.31	4,230.34	2,370.93	9,493.24	8,347.79
Non-Controlling Interest	(0.79)	0.00	-	(0.79)	0.00
Profit per equity share (Face value Re. 10 each)					
Basic (Rs.)	21.45	17.28	9.69	38.73	34.11
Diluted (Rs.)	21.45	17.28	9.69	38.73	34.11
The accompanying notes are an integral part of the consolidated financial statements.					

ALPEX SOLAR LIMITED
(formerly known as Alpex Solar Private Limited)
CIN:-L51909DL1993PLC171352

Unaudited Consolidated Statement of Cash Flows
for the Half year ended September 30, 2025

(All amounts are in ₹ lacs, unless stated otherwise)

	PARTICULARS	For the Half ended 30 September , 2025		For the Half year ended 30 Sep, 2024	
		Unaudited		Unaudited	
A	Cash Flow from Operating Activities:				
	Net Profit before Tax		12,921.71		3,049.35
	Adjustment for:				
	- Depreciation and amortisation	818.75		255.50	
	- Interest on Lease Liabilities	65.80		28.42	
	- Interest on unwinding of discount on security deposits paid	(3.45)		(0.30)	
	- Loss / (Profit) on Sale / Disposal of Fixed Asset (Net)	(3.01)		-	
	- Profit on Sale of Investment	(0.79)		-	
	- Profit on Sale of Property			-	
	- Rent Equalisation Reserve			-	
	- Allowance for bad & doubtful debts	83.06		43.80	
	- Allowance for bad & doubtful loans & advances	-		-	
	- Finance Cost	603.91		241.11	
	- Interest income from Fixed Deposits with Banks	(66.58)	1,497.69	(50.37)	518.16
	Operating Profit before Changes in Working Capitals		14,419.40		3,567.51
	Adjustment for changes in Working Capitals:				
	- Inventories	(8,677.38)		(1,587.51)	
	- Trade Receivables	(11,065.64)		(264.01)	
	- Other Financial Assets	(1,828.61)		(366.74)	
	- Other Non-Current Assets	(261.19)		7.91	
	- Other Current Assets	(1,476.66)		133.00	
	- Trade Advances	(2,720.64)		(1,985.81)	
	- Trade Payables	1,384.06		1,517.75	
	- Other financial liabilities	6,136.52		1,632.82	
	- Other Current Liabilities	1,236.24		54.71	
	- Provisions	187.95	(17,085.35)	234.28	(623.60)
	Cash from Operating activities after changes in working capital		(2,665.95)		2,943.91
	Less: (Tax paid) / Refund Received		(1,895.87)		(278.00)
	Net cash flow/(used) in operating activities		(4,561.81)		2,665.91
B	Cash Flow from Investing Activities:				
	Addition in Property, Plant & Equipment [Net]	(6,643.44)		(1,659.98)	
	Proceeds from sale of Property, Plant & Equipment	11.80		-	
	Proceeds from / (Investment in) FDR	(967.19)		902.50	
	Proceeds from Sale of Investment/ (Investments made)	-		(2.00)	
	Proceeds from Govt Grants	143.99		-	
	Advance for purchase of capital assets	(2,291.22)		-	
	Interest income from Fixed Deposits with Banks	66.58	(9,679.48)	50.37	(709.11)
	Net Cash Flow From Investing Activities		(9,679.48)		(709.11)
C	Cash Flow from Financing Activities:				
	Long Term Borrowing (Net)	2,401.13		(133.92)	
	Short Term Borrowings (Net)	5,421.54		(138.56)	
	Proceeds from issuance of shares through IPO (net of issue related expenses)	12,952.83		-	
	Proceeds from issuance of share Warrants(net of issue related expenses)	3,263.31		-	
	Repayment of Lease Liabilities	(233.51)		(603.04)	
	Finance Cost	(603.91)	23,201.37	(241.11)	(1,116.63)
	Net Cash Flow From Financing Activities		23,201.37		(1,116.63)
	Net (Increase) / Decrease in the Cash & Cash Equivalents		8,960.08		840.16
	Opening Balance of Cash & Cash Equivalents		2,632.35		2,597.91
	Closing Balance of Cash & Cash Equivalents		11,592.44		3,438.08

Accompanying notes form an integral part of the Financial Statements

ALPEX SOLAR LIMITED
(formerly known as AlpeX Solar Private Limited)
CIN:-L51909DL1993PLC171352

Explanatory notes to the Statement of Unaudited Standalone and Consolidated Financial Results for Quarter and Half year ended on September 30,2025

- 1 The unaudited standalone and consolidated financial results of the Company/ Group for the quarter and half year ended September 30,2025 have been prepared in accordance with the recognition and measurement principles laid down in the applicable Indian Accounting Standards (IndAS) as prescribed under section 133 of the Companies Act 2013 and other accounting principles generally accepted in India, read with relevant rules thereunder and in terms of Regulation 33 of the SEBI (Listing Obligations and Disclosure Requirements) Regulations 2015 ("the Regulations").
- 2 The above results are reviewed by the Audit Committee and approved by the Board of Directors of the company in the meeting held on 03.11.2025. The Auditors have conducted limited review of these financial results.
- 3 The requirement of "IndAS 108 - Operating Segment" is not applicable on the company. The CODM has presently evaluated the Company's and Group's performance at an overall level as one business segment which is 'manufacturing of solar modules and assembling of solar pumps'. Further, the company and its group entities significantly operates in India, hence there are no reportable geographical segments in standalone and consolidated financial results.
- 4 The Company has followed same accounting policies and methods of computation in the interim financial statements as compared with the most recent annual financial statements.
- 5 The Company was converted from Private Limited Company to Public Limited Company, pursuant to a special resolution passed in the extraordinary general meeting of the shareholders of the Company held on Aug 16, 2023 and consequently the name of the Company was changed to AlpeX Solar Limited pursuant to a fresh certificate of incorporation by the Registrar of Companies on Sept 01, 2023.
- 6 The Company has recently announced upgrading its planned solar cell project from a phased PERC to TOPCon, state-of-the-art 2.2 GW solar cell manufacturing as a part of its massive expansion to become an integrated solar cell and module manufacturer. During the current fiscal year, the company will achieve a solar module capacity of 2.4 GW. The trial production of Phase I of solar cells with a capacity of 1.4 GW will begin in Q1 of FY 26 and while the Phase II 800 MW will go in production within 6 months thereafter. The expansion is on track, the entire capacity of 2.2 GW TOPCon solar cells, 3.6 GW solar modules and 12000 MTPA aluminium frames will be fully functional during FY 26-27.
- 7 The Company has secured order worth Rs. 1899.55 Crores for Financial year 2025-26.
- 8 Figures of the previous periods have been regrouped wherever necessary, to correspond with the current periods

- 9 W.e.f. quarter ended Dec 31, 2024, the management of the company has decided to publish quarterly results instead of its obligation of publishing half yearly results. Pursuant to this, the figures for comparative quarter ended September 30, 2024 have been arrived after deducting the unaudited figures for the quarter ended June 24 from the unaudited figures for half year ended September 30 2024. These unaudited figures for the quarter ended June 24 have been extracted from unaudited published financial statements for the quarter ended June 25 and unaudited figures for the half year ended September 24 have been extracted from audited published financial statements for the year ended 31 March 2025.

Further the financial statements for the year ended March 31, 2025 were the first annual financial statements prepared in accordance with IndAS. For periods up to and including the year ended March 31, 2024, the Company has prepared its financial statements in accordance with Accounting Standards notified under section 133 of the Companies Act 2013 and other relevant provisions of the Act ("previous GAAP"). Accordingly, the comparative results for the half-year ended September 30, 2024, being the balancing figure between audited figures in respect of the full financial year and the half-yearly figures for the half-year ended on March 31, 2025.

- 10 During the year ended March 31,2024, the Company had completed its Initial Public Offer (IPO) of 64,80,000 equity shares of face value Rs.10 each at an issue price of Rs.115 per share (including a share premium of Rs.105 per share). The complete public issue comprised of fresh issue of 64,80,000 equity shares aggregating to Rs.7452 lacs. Pursuant to IPO, the equity shares of the Company were listed on EMERGE platform National Stock Exchange of India Limited (NSE) for SMEs on Feb 15, 2024.

The total offer expenses are estimated to be Rs.1,159.35lacs (exclusive of taxes) which has been utilised from Securities Premium Account in accordance with section 52 of the Companies Act,2013. The utilization of IPO proceeds of Rs. 6,693.83 lacs (net of provisional IPO expenses of Rs.758.17 lacs) is summarized below:

(All amounts in INR in lacs)

S. No	Particulars	Amount to be utilised as per prospectus	Utilisation upto Sept 30, 2025	Un-utilised as on Sept 30, 2025
1	Funding capital expenditure for upgradation and expansion of our existing solar module manufacturing facility by increasing 750 MW	1,955.80	1,821.92	133.88
2	Funding Capital Expenditure towards setting up of a new manufacturing unit for Aluminum frame for our solar module	1,294.65	937.15	357.50
3	To Meet Working Capital requirements of the Company	2,049.55	2,049.55	-
4	General corporate purposes	1,393.83	1,393.83	-
	Total	6,693.83	6,202.45	491.38

- 11 During the quarter, the Company has made offer for preferential allotment of INR 26,116.18 Lakhs to identified investors comprising of 10,77,800 equity shares aggregating to INR 13,062.94 lakhs and 10,77,000 fully convertible warrants, at an issue price of INR 1,212 each, aggregating to INR 13053.24 lakhs. Out of which, preferential allotment of INR 26016.79 was subscribed by the investors. Accordingly, the preferential offer of INR 99.38 lakhs was not subscribed and lapsed consequently

The share warrants are convertible at an option of warrant holder(s) in one or more tranches, within 18 months from the date of allotment into equivalent number of fully paid up Equity Shares of face value of Rs. 10/- each. Out of total warrants issued, the company has presently received INR 3263.31 lakhs during the period being 25% of the total amount due in accordance with the terms of the offer. The balance 75% of the warrants issue price shall be payable by the warrant holders at the time of exercising of the warrants.

The company has incurred offer expenses of INR 10.73 lacs (exclusive of taxes) which has been utilised from Securities Premium Account in accordance with section 52 of the Companies Act,2013. The utilization of preferential allotment proceeds of Rs. 26,017 lakhs is summarized below:

S. No	Particulars	Amount to be utilised as per offer document (Amount in Rs. Lakhs)	Utilisation upto Sept 30, 2025 (Amount in Rs. Lakhs)	Un-utilised as on Sept 30, 2025 as per offer document (Amount in Rs. Lakhs)
1	Construction of Building	4,760.00	-	4,760.00
2	Procurement, Installation & commissioning of Plant & Machinery	10,088.00	-	10,088.00
3	Working Capital requirements	5,000.00	5,000.00	-
4	General corporate purposes	6,169.00	-	6,169.00
	Total	26,017.00	5,000.00	21,017.00

For and on behalf of the Board of Directors
ALPEX SOLAR LIMITED

Place: Delhi
Date : 03/11/2025

VIPIN SEHGAL
EXECUTIVE DIRECTOR
DIN: 00001213

ANNEXURE B

STATEMENT ON DEVIATION OR VARIATION FOR PROCEEDS OF PUBLIC ISSUE

Statement on deviation / variation in utilisation of funds raised	
Name of listed entity	ALPEX SOLAR LIMITED
Mode of Fund Raising	PUBLIC ISSUE
Date of Raising Funds	15.02.2024
Amount Raised	74,52,00,000
Report filed for Quarter ended	30 th September, 2025
Monitoring Agency	Not Applicable
Monitoring Agency Name, if applicable	NA
Is there a Deviation / Variation in use of funds raised	No
If yes, whether the same is pursuant to change in terms of a contract or objects, which was approved by the shareholders	-
If Yes, Date of shareholder Approval	-
Explanation for the Deviation / Variation	-
Comments of the Audit Committee after review	-
Comments of the auditors, if any	-
Objects for which funds have been raised and where there has been a deviation, in the following table	

(All Amounts in Indian Rupees in Lacs)						
Original Object	Mod ified Obj ect, if any	Original Allocation	Modifi ed allocat ion, if any	Funds Utilised upto September 30, 2025	Amount of Deviation/Va riation for the quarter according to applicable object	Remar ks if any
Funding capital expenditure for upgradation and expansion of our existing solar module manufacturing facility by increasing 750 MW	NA	1,955.80	NA	1,821.92	0	NA
Funding Capital Expenditure towards setting up of a new manufacturing unit for Aluminum frame for our solar module	NA	1,294.65	NA	937.15	0	NA
To Meet Working Capital requirements of the Company	NA	2,049.55	NA	2,049.55	0	NA
General corporate purposes	NA	1,393.83	NA	1,393.83	0	NA
CS Sakshi Tomar Company Secretary & Compliance Officer Membership No.: A48936						

Solar PV Module Manufacturers	Solar Electricity (RESCO)	Solar EPC	Solar Pumps	International Trading
-------------------------------	---------------------------	-----------	-------------	-----------------------

Statement on deviation / variation in utilisation of funds raised	
Name of listed entity	ALPEX SOLAR LIMITED
Mode of Fund Raising	Preferential Issue
Date of Raising Funds	24.09.2025
Amount Raised	2,601,679,200
Report filed for Quarter ended	30 th September, 2025
Monitoring Agency	YES
Monitoring Agency Name, if applicable	Crisil Ratings Limited
Is there a Deviation / Variation in use of funds raised	Not applicable
If yes, whether the same is pursuant to change in terms of a contract or objects, which was approved by the shareholders	-
If Yes, Date of shareholder Approval	-
Explanation for the Deviation / Variation	-
Comments of the Audit Committee after review	-
Comments of the auditors, if any	-
Objects for which funds have been raised and where there has been a deviation, in the following table	

(All Amounts in Indian Rupees in Crore)						
Original Object	Modified Object, if any	Original Allocation	Modified allocation, if any	Funds Utilised upto September 30, 2025	Amount of Deviation/Variation for the quarter according to applicable object	Remarks if any
Setting up Solar cell and Solar Module manufacturing facilities	NA	-	-	-	-	-
Construction of Building	NA	47.60	NA	0	0	NA
Procurement, installment and commissioning of Plant & Machinery	NA	100.88	NA	0	0	NA
Working capital requirements	NA	50.00	NA	50.00	0	NA
General corporate purposes	NA	62.68	NA	0	0	NA
<p>CS Sakshi Tomar Company Secretary & Compliance Officer Membership No.: A48936</p>						

ANNEXURE C


FORMAT FOR DISCLOSING OUTSTANDING DEFAULT ON LOANS AND DEBT SECURITIES

NOT APPLICABLE

ANNEXURE D

FORMAT FOR DISCLOSURE OF RELATED PARTY TRANSACTIONS (applicable only for half-yearly filings i.e., 2nd and 4th quarter)

										Additional disclosure of related party transactions - applicable only in case the related party transaction relates to loans, inter-corporate deposits, advances or investments made or given by the listed entity/subsidiary. These details need to be disclosed only once, during the reporting period when such transaction was undertaken.							
Details of the party (listed entity /subsidiary) entering into the transaction		Details of the counterparty		Type of related party transaction	Value of the related party transaction as approved by the audit committee	Value of the related party transaction ratified by the audit committee	Value of transaction during the reporting period	In case monies are due to either party as a result of the transaction		In case any financial indebtedness is incurred to make or give loans, inter-corporate deposits, advances or investments		Details of the loans, inter-corporate deposits, advances or investments					
					(see Note 5)	(see Note 6a)	(see Note 6b)										
Name	PAN	Name	PAN	Relationship of the counterparty				Opening balance	Closing balance	Nature of indebtedness (loan/issue)	Cost (₹)	Tenure	Nature (loan/advance/interest)	Interest Rate (%)	Tenure	Secured/unsecured	Purpose for which




alpex
POWER FOREVER

ALPEX SOLAR LTD.
(Formerly known as Alpex Solar Pvt. Ltd.)
I 25-26, Site-V, Surajpur Ind. Area,
Kasna, Greater Noida,
(U P) - 201306 (India)
Tel. No.: +91 120 2341146
E-mail : info@alpex.in

				with the list ed enti ty or its sub sidi ary						anc e of deb t/ any oth er etc.)	t e 7)	er- cor por ate de po sit/ inv est me nt					e fu nd s wi ll be uti lis ed by th e ult im at e re ci pi ent of fu nd s (e nd - us ag e)
Al pe x S ol ar Li m ite d	AA BC A08 42N	M r. As h w an i Se hg al	AA UPS 2675 R	Ma nag ing Dir ect or	Man ageri al Rem uner ation	10, 000 ,00 0	0	6,2 47, 60 1	(49 7,6 59)	(1, 422 ,60 6)	0	0	0	0	0	0	0
Al pe x S ol ar Li m ite d	AA BC A08 42N	M s. M on ic a Se hg al	ACE PS5 935 N	Wh ole Ti me Dir ect or	Man ageri al Rem uner ation	10, 000 ,00 0	0	5,4 52, 66 9	(63 7,9 09)	(1, 257 ,40 4)	0	0	0	0	0	0	0
Al pe x S ol	AA BC A08 42N	M r. Vi pi n	AO QPS 3545 C	Exe cuti ve Dir	Man ageri al Rem uner ation	10, 000 ,00 0	0	3,9 53, 82 0	(30 8,3 32)	(91 5,1 40)	0	0	0	0	0	0	0

Solar PV Module Manufacturers	Solar Electricity (RESCO)	Solar EPC	Solar Pumps	International Trading
-------------------------------	---------------------------	-----------	-------------	-----------------------


Regd. Office : B-79, Shivalik Encalve, Near Malviya Nagar, New Delhi - 110017, CIN L51909 DL 1993 PLC 171352
New Delhi | Jaipur | Ludiana | Mumbai | Tirupur
www.alpexonline.com | www.alpexsolar.com



POWER FOREVER

ALPEX SOLAR LTD.
(Formerly known as Alpex Solar Pvt. Ltd.)
I 25-26, Site-V, Surajpur Ind. Area,
Kasna, Greater Noida,
(U P) - 201306 (India)
Tel. No.: +91 120 2341146
E-mail : info@alpex.in


ar Li m ite d	Se hg al	ect or																
Al pe x S ol ar Li m ite d	AA BC A08 42N	M r. A dit ya Se hg al	LX WP S74 75K	Chi ef Exe cuti ve Off icer	Man ageri al Rem uner ation	10, 000 ,00 0	0	1,7 65, 01 1	(16 2,3 21)	(23 5,3 21)	0	0	0	0	0	0	0	0
Al pe x S ol ar Li m ite d	AA BC A08 42N	M s. A ns hu B ha tia	AEL PB5 867 R	Rel ativ e of Dir ect or	Rent	10, 000 ,00 0	0	-	120 ,00 0	-	0	0	0	0	0	0	0	0
Al pe x S ol ar Li m ite d	AA BC A08 42N	Al pe x Ex im Priv ate Li m ite d	AA GC A71 19R	Ent ity con trol led by Dir ect or	Rei mbu rsem ent of Exp ense s	10, 000 ,00 0	0	1,6 78, 75 2	258 ,99 7	1,9 37, 749	0	0	0	0	0	0	0	0
Al pe x S ol ar Li m ite d	AA BC A08 42N	Zy co nic Priv ate Li m ite d	AA CC K28 66M	Ent ity con trol led by Dir ect or	Rei mbu rsem ent of Exp ense s	10, 000 ,00 0	0	-	137 ,14 0	137 ,14 0	0	0	0	0	0	0	0	0
Al pe x S ol ar Li m ite d	AA BC A08 42N	Al pe x Gr een En er	AB AC A83 90H	Sub sidi ary	Sale of Sola r Mod ule	10, 000 ,00 0	0	1,6 10, 01 4	112 ,26 6,4 58	113 ,95 8,7 23	0	0	0	0	0	0	0	0
					Loa n & Adv	200 ,00 0	0	31, 90	30, 163	62, 063	0	0	0	Lo an &	0	-	un sec	Or di na



POWER FOREVER

ALPEX SOLAR LTD.
(Formerly known as Alpex Solar Pvt. Ltd.)
I 25-26, Site-V, Surajpur Ind. Area,
Kasna, Greater Noida,
(U P) - 201306 (India)
Tel. No.: +91 120 2341146
E-mail : info@alpex.in

ite d		gy Pv t Lt d			ance s	0,0 00		0,0 00	,40 5	,40 5				Ad va nc es			ure d	ry C ou rs e of B us in es s
					Busi ness Sup port Serv ices Ren dere d	10, 000 ,00 0	0	26 6,7 20	-	266 ,72 0	0	0	0	0	0	0	0	0
Al pe x S ol ar Li m ite d	AA BC A08 42N	Al pe x G H 2 Pv t Lt d	AB AC A39 87A	Sub sidi ary	Rei mbu rsem ent of Exp ense s	10, 000 ,00 0	0	40 0	-	400	0	0	0	0	0	0	0	0
					Loa n & Adv ance s		0	10 0,0 00	100 ,00 0	200 ,00 0	0	0	0	Lo an & Adv ance s	0	-	un sec ure d	Or di na ry C ou rs e of B us in es s
Al pe x S ol ar Li m ite d	AA BC A08 42N	S V A L P St ru ct ur e Pr iv at e Li mi te d	AB OCS 9213 K	Ent ity con trol led by Dir ect or	Purc hase s	10, 000 ,00 0	-	17, 08 9,3 64	3,0 00, 000	28, 443 ,76 2	0	0	0	0	0	0	0	0



POWER FOREVER

ALPEX SOLAR LTD.
(Formerly known as Alpex Solar Pvt. Ltd.)
I 25-26, Site-V, Surajpur Ind. Area,
Kasna, Greater Noida,
(U P) - 201306 (India)
Tel. No.: +91 120 2341146
E-mail : info@alpex.in

Alpex Solar Limited	AA BC A08 42N	M. Sathish Gupta	AA LPG 3318 G	Non Executive Director	Managerial Remuneration	10,000,000	0	1,00,000	175,000	(4,868)	0	0	0	0	0	0	0	0
Alpex Solar Limited	AA BC A08 42N	M. Sathish Tomar	AU EPT 1719 P	Company Secretary	Managerial Remuneration	10,000,000	0	69,367	93,069	(10,3769)	0	0	0	0	0	0	0	0
Alpex Solar Limited	AA BC A08 42N	M. Amit Ghai	AFQ PG4 070 F	Ex-Chief Financial Officer	Managerial Remuneration	10,000,000	0	98,0829	310,420	-	0	0	0	0	0	0	0	0
Alpex Solar Limited	AA BC A08 42N	Udaya Fibers Private Limited	AA AC U71 32L	Entity controlled by Director	Reimbursement of Expenses	10,000,000	0	-	111,300	111,300	0	0	0	0	0	0	0	0
Alpex Solar Limited	AA BC A08 42N	Udaya Sehgal	FEV PS7 228 C	Chief Financial Officer	Managerial Remuneration	10,000,000	0	2,40,500	-	(31,2200)	0	0	0	0	0	0	0	0
							0	92,230,310			0	0	0	0	0	0	0	0

Solar PV Module Manufacturers	Solar Electricity (RESCO)	Solar EPC	Solar Pumps	International Trading
-------------------------------	---------------------------	-----------	-------------	-----------------------

Regd. Office : B-79, Shivalik Enclave, Near Malviya Nagar, New Delhi - 110017, CIN L51909 DL 1993 PLC 171352
New Delhi | Jaipur | Ludiana | Mumbai | Tirupur
www.alpexonline.com | www.alpexsolar.com

ANNEXURE E

STATEMENT ON IMPACT OF AUDIT QUALIFICATIONS (FOR AUDIT REPORT WITH MODIFIED OPINION) SUBMITTED ALONG-WITH ANNUAL AUDITED FINANCIAL RESULTS (Standalone and Consolidated separately) (applicable only for Annual Filing i.e., 4th quarter)

Not Applicable for 2nd Quarter.

Solar PV Module Manufacturers	Solar Electricity (RESCO)	Solar EPC	Solar Pumps	International Trading
-------------------------------	---------------------------	-----------	-------------	-----------------------